







# Connection Guide

ME301-2 for machines and vehicles

Get the guide in various languages



## Guidelines for correct wiring

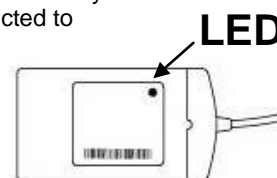
No.	Wire color		Connection	Description
1	Red		Power	Connect to permanent 12/24V supply through a 1A fuse
2	White		Digital input 1	Connect to the operating hours counter <sup>1</sup> <b>Mandatory for machines!</b>
3	Brown		Digital input 2	Connect to the ignition signal <sup>1</sup> <b>Mandatory for vehicles and machines!</b>
4	Pink		Digital input 4	Can be connected to an external sensor for detecting a critical running mode or an alarm <sup>1 4</sup>
5	Yellow		Digital output 1	Can be used to control external equipment through a relay <sup>2 3</sup>
6	Blue		Ground	-

<sup>1</sup> Min. 8V DC voltage at input





<sup>2</sup> Max. Load 200 mA

<sup>3</sup> Do NOT use this output to switch off vehicles and machines during operation or driving

<sup>4</sup> If Main Switch disconnect negative wire (chassis/GND) from battery, it might cause false input activity. To avoid that, Pink wire should be connected to the chassis/GND, Blue Wire should be connected to battery minus pole and input filtering must be activated



## Functionality check: LED on the unit

Status	LED mode	LED color	Status indication
✓	Red flashing light and constant green light in LED		GSM network is OK and GPS has valid satellite position
!	No light in LED		No power supply
!	Constant red light and no green light in LED		Power supply is OK but NO GSM network GPS has NO satellite position
!	Red flashing light and no green light in LED		GSM network is OK GPS has NO satellite position
!	Constant red and green light in LED		Power supply is OK but NO GSM network GPS has valid satellite position

## Technical Assistance

Trackunit support: +45 96 73 74 00 or E-mail: [support@trackunit.com](mailto:support@trackunit.com)

Please have unit serial number ready when contacting support.

All documents can also be downloaded online: [www.trackunit.com/downloads](http://www.trackunit.com/downloads)